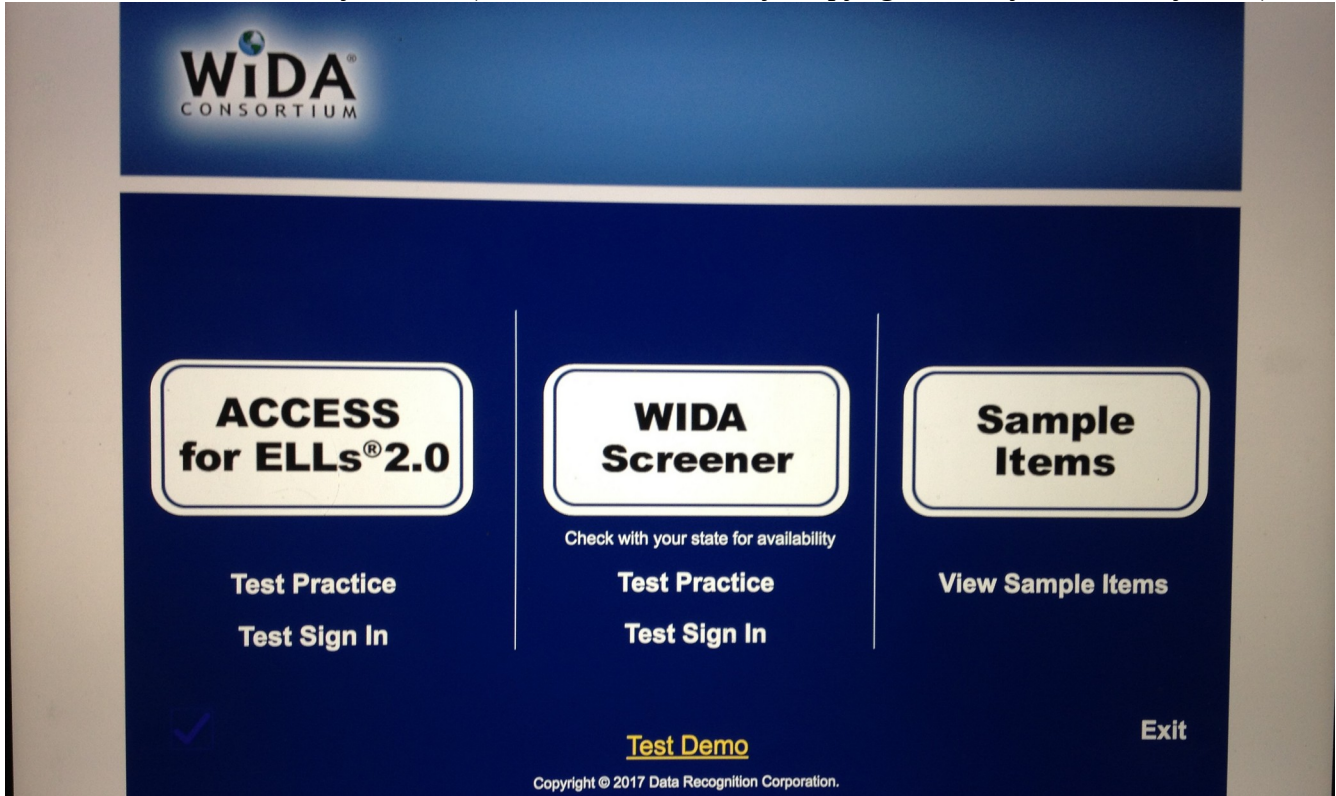


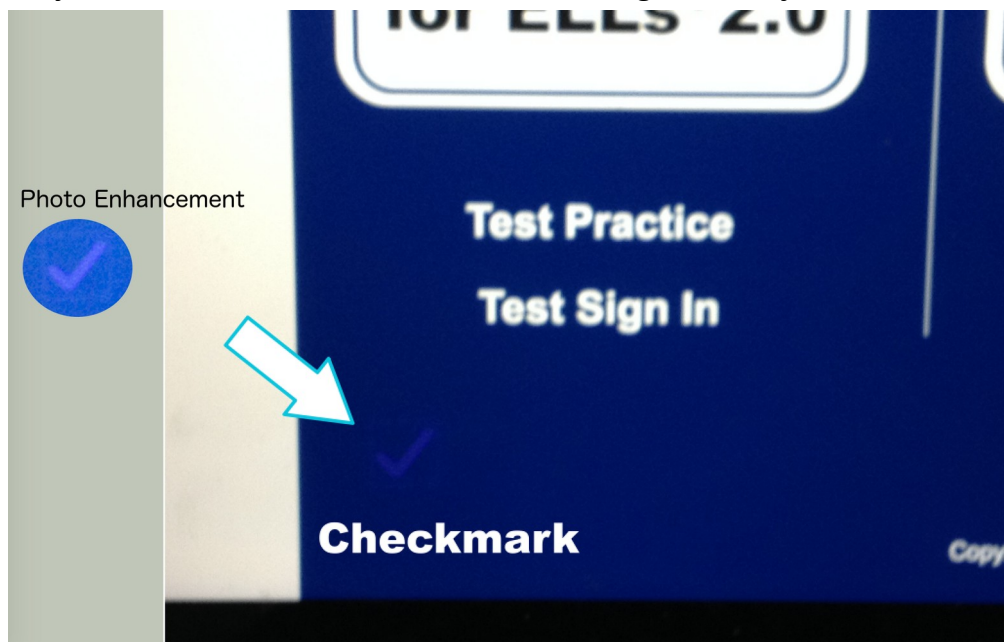
Checking DRC

Note: this will work on a Chromebook and even a Macintosh Computer.

Step 1. Launch DRC. On a Mac, it will say where it's pointed, on a Chromebook, do not log in. Look to the bottom left where it says APPS. (Note this is old and says copyright 2017; yours will say 2019).

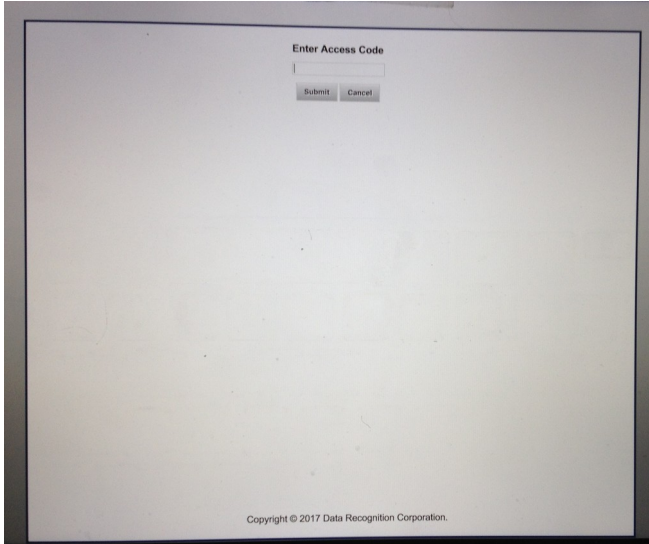


So, you're in. Just click the checkbox that's hiding *like a Ninja* in the lower left corner.

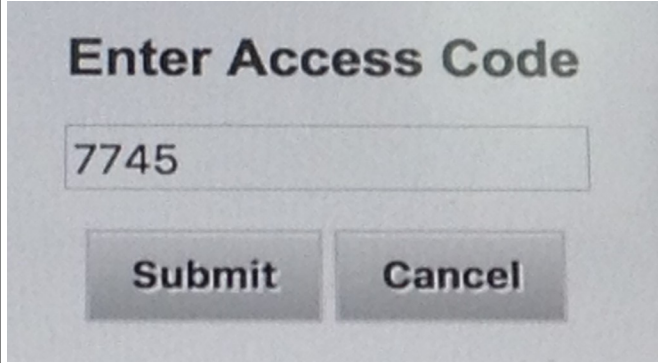


Now it takes you to the big white screen....

Whole screen



What Needs To Be Entered



Up at the top is a field to enter a code. The code for Putnam county is 7745. Once entered, press the submit button.

The next screen tells you some important things. Seeing all **green checkmarks** is ideal (audio capability, client version, etc.), but I have highlighted some areas:

- **Client Version:** as of 1/22/21, you should be on version **11.0.0** for Chromebooks or Macs.
- *Everyone is AES-WIDA* this year. Ignore the Location. DRC says its OK.
- Please check your audio, as this makes sure your microphone can be heard.

A screenshot of a web application interface showing system information and a list of required tests. The "System Information" section is a table with the following data:

Client Version	Configuration Source	Installation Directory	
11.0.0	Device Toolkit	/Applications/DRC INSIGHT Online Assessments/DRC INSIGHT Online Assessments.app	
Machine Name	User Name	Operating System Level	OS Version
UMS-Sped-iMac-36283	student	MacOS	10.14.6
Testing Device ID	Service Device Domain Name	Content Hosting	HTTPS Proxy
19b8c579-aa8e-43bd-b344-fc9637bc9607	https://113db914-prod.drc-centraloffice.com:55222/	Yes	
COS Configuration Name	COS Org Unit ID	Location	
AES-WIDA	1760217500	Putnam County Algood Elementary	

The "Required Test List" section is a table with the following data:

Status	Test Name	Details
✓	Audio Capability	Details
✓	Client Version	Details
✓	Internet Connection	Details
✓	Operating System Level	Details
✓	RAM	Details
✓	Screen Resolution	Details
✓	Service Device Connection	Details
✓	User Agent	Details

At the bottom of the screen, there are three buttons: "Execute Tests", "Test Audio", and "Exit". A red dot is positioned above the "Test Audio" button. At the very bottom, there is a copyright notice: "Copyright © 2021 Data Recognition Corporation."