

Summer Assignment: Seniors 2023-2024  
IB English Literature A  
Parental Consent

\*\*\*\*\*

May 5, 2023

Dear Parents,

For this year's senior summer assignment, I have decided to do something a little different and give students some choice for their summer read, within the bounds of literary value and IB compatibility. I would like to give my students some ownership of their work, and since it is summer, I would like their assignment to be engaging...something that might pass the time on a long plane ride or an afternoon on the beach. I feel that student input is the best way to make that happen.

Since these works they have chosen are not on the IB syllabus, I am requiring that they get prior approval from me for their choices to make sure they meet the standards mentioned above. My prior approval is a must-have to ensure that their efforts this summer are not for naught. Furthermore, since some of the chosen works deal with mature themes, I am asking that parents sign off on their choices as well. Please talk with your student about his/her/their choice, and sign this sheet at the bottom indicating your approval.

Thank you so much for your support of your student's efforts and for your support of the IB Program at CHS.

Sincerely,



Joye Ashby

Student name: \_\_\_\_\_

Chosen work: \_\_\_\_\_

Author: \_\_\_\_\_

PRL: Yes No

Genre: \_\_\_\_\_

# pages: \_\_\_\_\_

Form: \_\_\_\_\_


\_\_\_\_\_  
Teacher approval

\_\_\_\_\_  
Parent approval



Title: _____ by _____					
<b>Key Characters:</b> What do they represent? What roles does the author intend for them?	<b>Setting:</b> Key elements/ characteristics, symbolism	<b>Context:</b> Important aspects of social and historical context	<b>Themes:</b> What message does the author intend? What themes does he/she illustrate?	<b>Literary and Structural Devices</b> What stylistic choices does the author make in telling this story?	<b>Key Quotations:</b> Include page numbers and act, scene, and line numbers if applicable


**Notes:**

## One Pager Directions

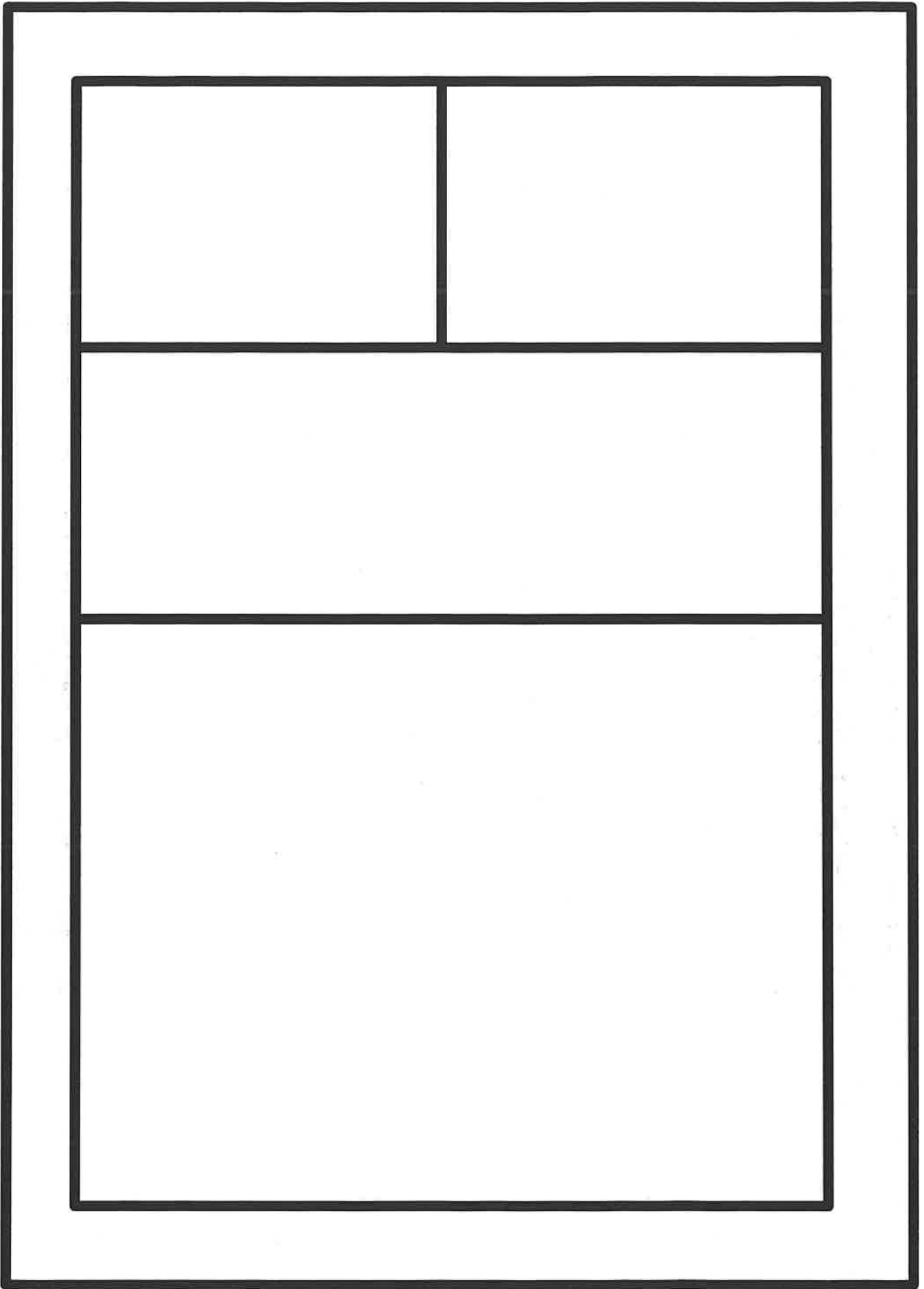
A one pager is a way to visually share key ideas and information from what you have learned. When you create a one pager, you are trying to use both visual symbols and important words to clearly and concisely share your most important takeaways with someone else.


For this one pager, I've provided you with a template.

### Here's what it **MUST INCLUDE**:

- A border which somehow represents the key themes from what you have read
- An image in the upper left hand corner with a quotation woven into or around it. This image should somehow represent what you consider to be the most important symbol in the text so far.
- Images and/or doodled words in the upper right hand corner that represent the key characters from the text and perhaps how they are changing
- Images and quotations in the lower left hand corner that show the author's style of writing, and the power of the language that is used
- Images and/or words in the bottom right hand corner that show connections between the themes and ideas in the writing and what is going on in the world today.
- Three important quotations from the text
- Words and/or images that show the significance of the setting in some way

You may also add other symbols, drawings, and words that represent the reading as you wish.





## One Pager Directions

A one pager is a way to visually share key ideas and information from what you have learned. When you create a one pager, you are trying to use both visual symbols and important words to clearly and concisely share your most important takeaways with someone else.

For this one pager, I've provided you with a template.

### Here's what it **MUST INCLUDE**:

- A border that represents the key characters from the reading through words and/or images
- A look at the author's style in the upper left hand corner, including some short quotations
- An image or set of images in the upper right hand corner that represent an important symbol in the work
- Images and words across the middle that represent the key themes of the work
- The bottom section should show images and words that connect the text to other texts, movies, history, or modern day life. Please include at least three quotations.

You may also add other symbols, drawings, and words that represent the reading as you wish.